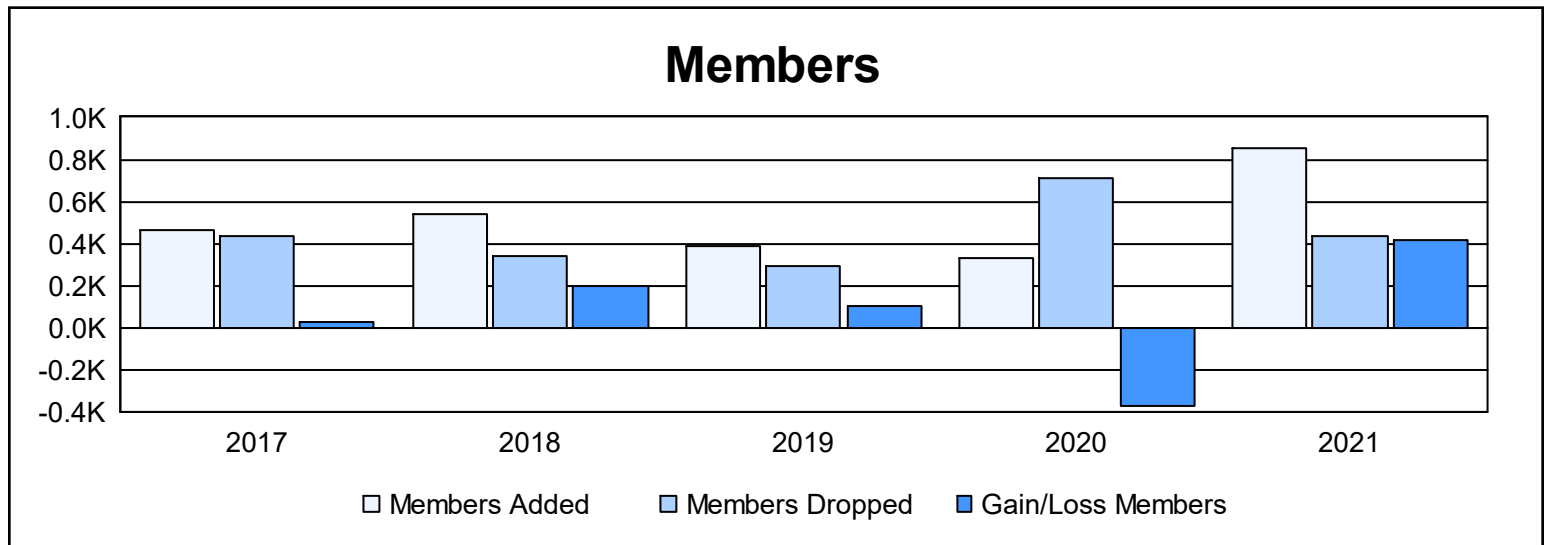
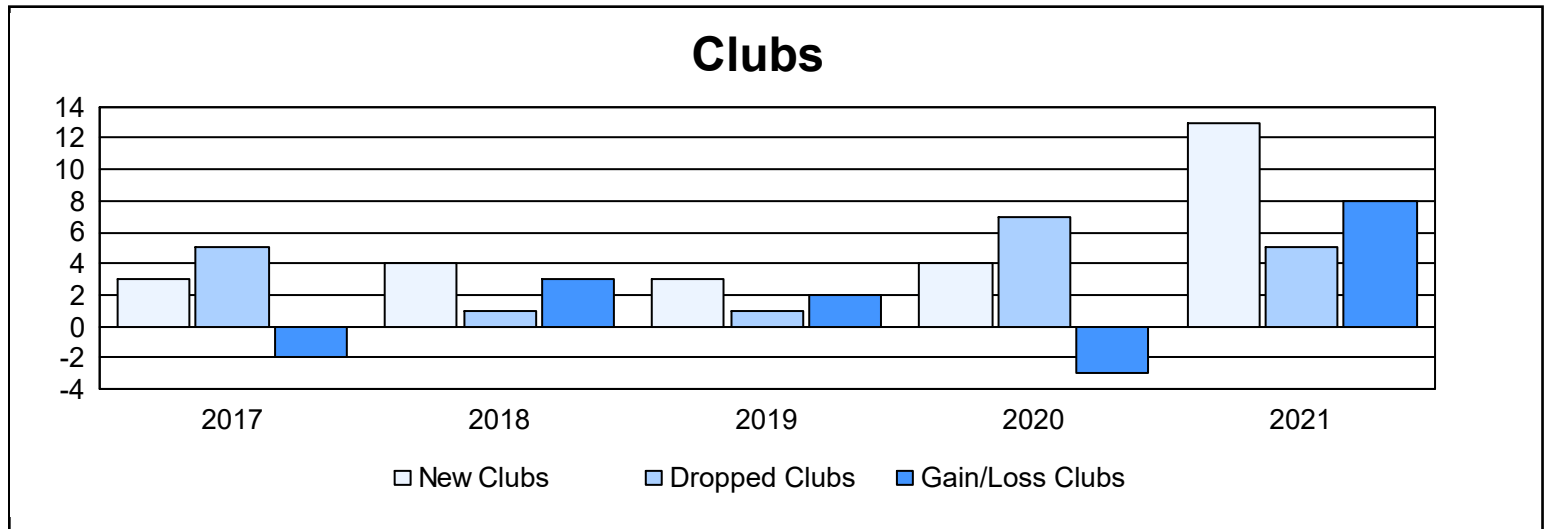
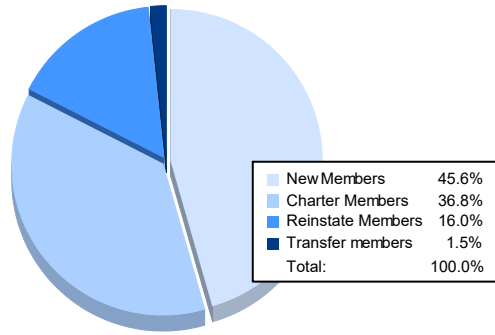


Year	New Clubs	Dropped Clubs	Gain/ Loss Clubs	New Members	Charter Members	Reinstate Members	Transfer Members	Total Member Added	Total Members Dropped	Gain/ Loss Members
2016-2017	3	5	-2	309	85	63	4	461	433	28
2017-2018	4	1	3	416	92	24	6	538	337	201
2018-2019	3	1	2	260	95	31	1	387	288	99
2019-2020	4	7	-3	107	130	91	1	329	706	-377
2020-2021	13	5	8	388	313	136	13	850	430	420
<b>Average</b>	<b>5</b>	<b>4</b>	<b>2</b>	<b>296</b>	<b>143</b>	<b>69</b>	<b>5</b>	<b>513</b>	<b>439</b>	<b>74</b>



### Membership Composition June 2021 Cumulative



### Gender Composition June 2021 Cumulative

